

# Carbon Footprint 2025

## Engineering a Carbon-Neutral Future

At Tractebel, we deliver integrated solutions for sustainable energy and infrastructure projects. By adapting our designs to a changing climate, we embody our purpose: **engineering a carbon-neutral future.**

To turn this purpose into action, we have defined a **robust sustainability strategy** aligned with ENGIE's Net Zero commitment by 2045. Across our entire value chain, we support our stakeholders on their decarbonization journey—mobilizing our people to reduce emissions, partnering with suppliers to drive high sustainability standards, and delivering innovative, low-carbon solutions for our clients.

**2025 marked a major milestone** in Tractebel's climate strategy, with the validation of our near-term targets by the **Science Based Targets initiative (SBTi)**. This recognition confirms that our decarbonization strategy is aligned with the Paris Agreement and the 1.5°C global warming trajectory.



Based on our 2024 baseline, we have set three science-based targets:

- **SCOPE 1 & 2**  
Reduce absolute emissions by **42% by 2030**
- **SCOPE 3**  
Reduce emissions from fuel- and energy-related activities, business travel, upstream leased assets, and investments by **25% by 2030**
- **SUPPLIER ENGAGEMENT**  
Ensure **more than 50% of our suppliers by emissions** have science-based targets by **2029**

Together, these targets provide a robust framework to ensure our **climate actions are credible, science-driven, and effective** in contributing to the global fight against climate change.

# Decarbonization Performance & Trajectory



## 2025 carbon results

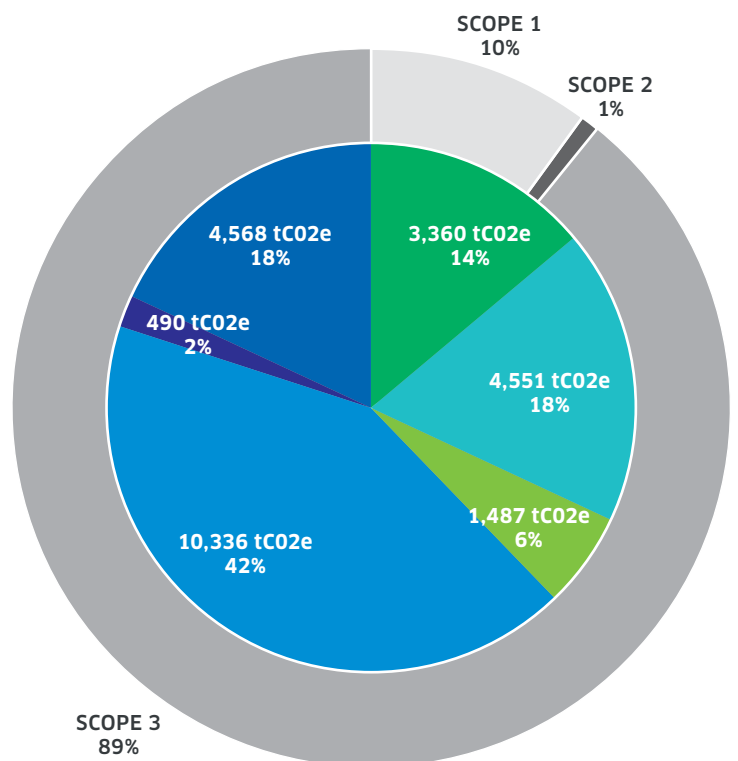
In 2025, Tractebel further strengthened the accuracy, scope, and consistency of its carbon accounting, providing a clearer and more reliable view of our operational emissions.

Our baseline was recalculated to reflect structural and methodological changes and remains fully **aligned with the GHG Protocol**. To reinforce credibility and transparency, our carbon footprint reporting has been reviewed by an independent third party.

### OUR CARBON FOOTPRINT COVERS:

- **SCOPE 1:** Direct emissions (mainly from fossil fuel combustion of car fleet)
- **SCOPE 2:** Indirect emissions related to purchased energy
- **SCOPE 3:** Indirect emissions from our value chain (commuting, business travel, buildings, purchasing, digital activities, investments and fleet).

As is typical for service and engineering companies, the **majority of Tractebel's CO<sub>2</sub>e (carbon dioxide equivalent) emissions falls under Scope 3**, reflecting indirect emissions generated across our value chain.



TOTAL CO<sub>2</sub>E EMISSIONS FOR 2025: **24,795 TONS**, distributed across seven categories:


- Commuting
- Fleet
- Business Travel
- Building
- Purchasing
- Digital

## COMPARISON OF 2024 AND 2025 EMISSIONS

SCOPE	2024 (TCO <sub>2</sub> )	2025 (TCO <sub>2</sub> )	EVOLUTION	JUSTIFICATION
Scope 1 & 2	2,732	2,614	-4.3%	Fleet electrification and green energy certificates
Scope 3	26,034	22,182	-14.8%	Geographical focus, office reduction, and better data quality
<b>TOTAL</b>	<b>28,765</b>	<b>24,795</b>	<b>-13.8%</b>	

PILLAR	2024 (TCO <sub>2</sub> )	2025 (TCO <sub>2</sub> )	EVOLUTION	JUSTIFICATION
Commuting	2,978	4,568	<b>+53.4%</b>	Methodology improvement and higher response rate
Fleet	3,509	3,360	<b>-4.2%</b>	Electrification of the car fleet
Business Travel	7,261	4,551	<b>-37.3%</b>	Lower emission travel and improved data quality
Building	1,431	1,487	<b>+3.9%</b>	Green energy use and improved data quality
Purchasing	12,802	10,336	<b>-19.3%</b>	Methodology enhancement and improved data quality
Digital	781	490	<b>-37.3%</b>	Purchase cycles implementation and improved data quality
Investments	3	3	-	No major changes in the invested entities
<b>TOTAL</b>	<b>28,765</b>	<b>24,795</b>	<b>-13.8%</b>	

## Key figures (2025 vs 2024)

 **-37%** Business Travel and Digital emissions

 **-4%** Fleet emissions

**Total Emissions -13.8%**

## Emissions evolution since 2019 (Ways of Working)

“Ways of Working” is an internal framework for tracking day-to-day emissions for professional activities of employees, whether on-site, remote, or traveling.

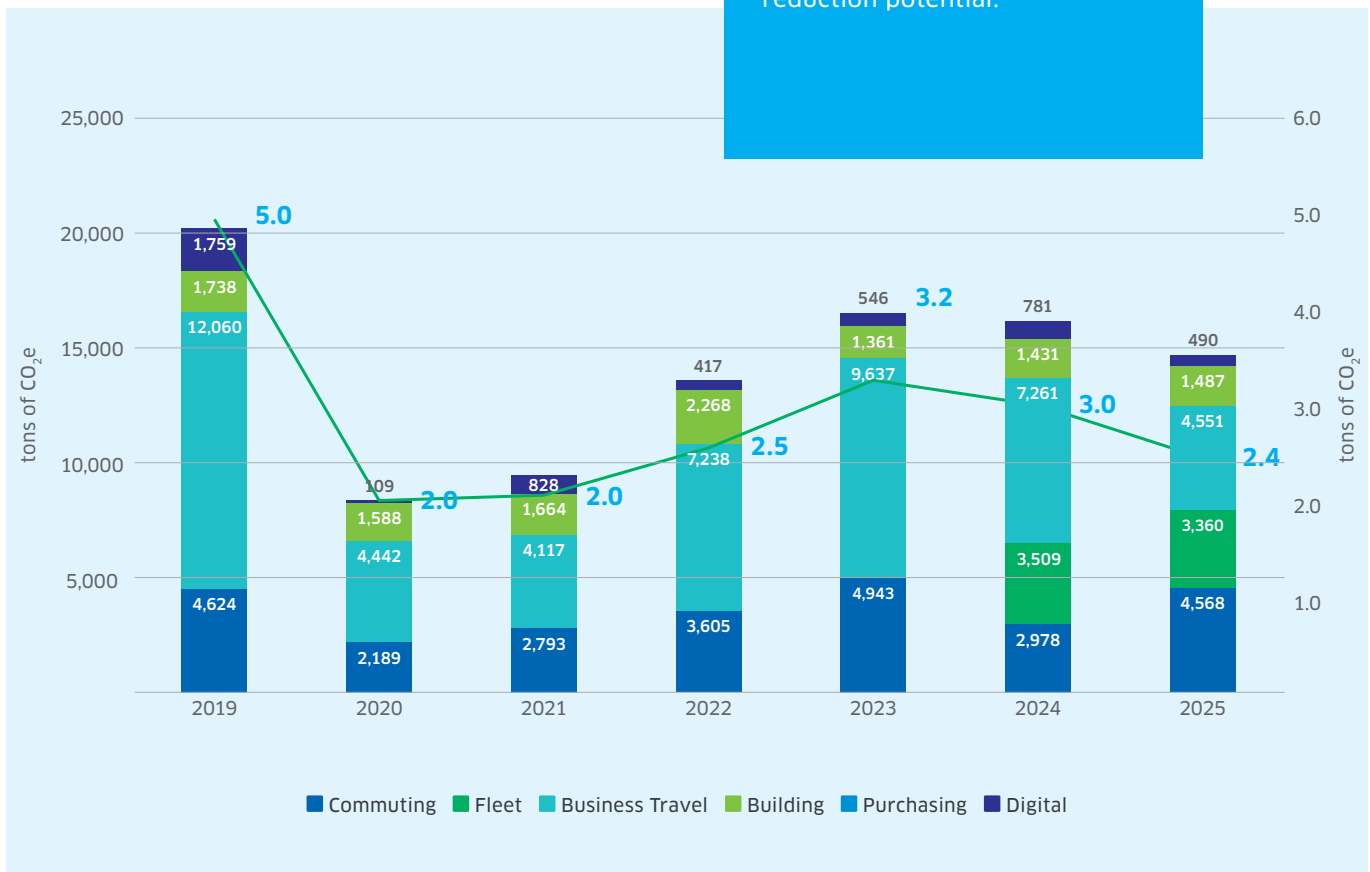
This framework is designed to better understand, monitor, and reduce emissions tied to working habits.

### IT INCLUDES THE FOLLOWING CATEGORIES:

- **Commuting:** Employee travel between home and workplace
- **Business Travel:** Air, rail, and other professional travel
- **Building:** Energy consumption (heating, cooling, electricity) in offices
- **Fleet:** Fuel consumption from company owned/leased vehicles
- **Digital:** IT equipments

In the Ways of Working framework, Tractebel achieved a **28.4% reduction in absolute emissions**, and a **51.6% reduction in relative emissions** (per employee) since our 2019 baseline.

In 2026, we will continue developing monitoring and scenario-modeling tools to help each office assess reduction potential.

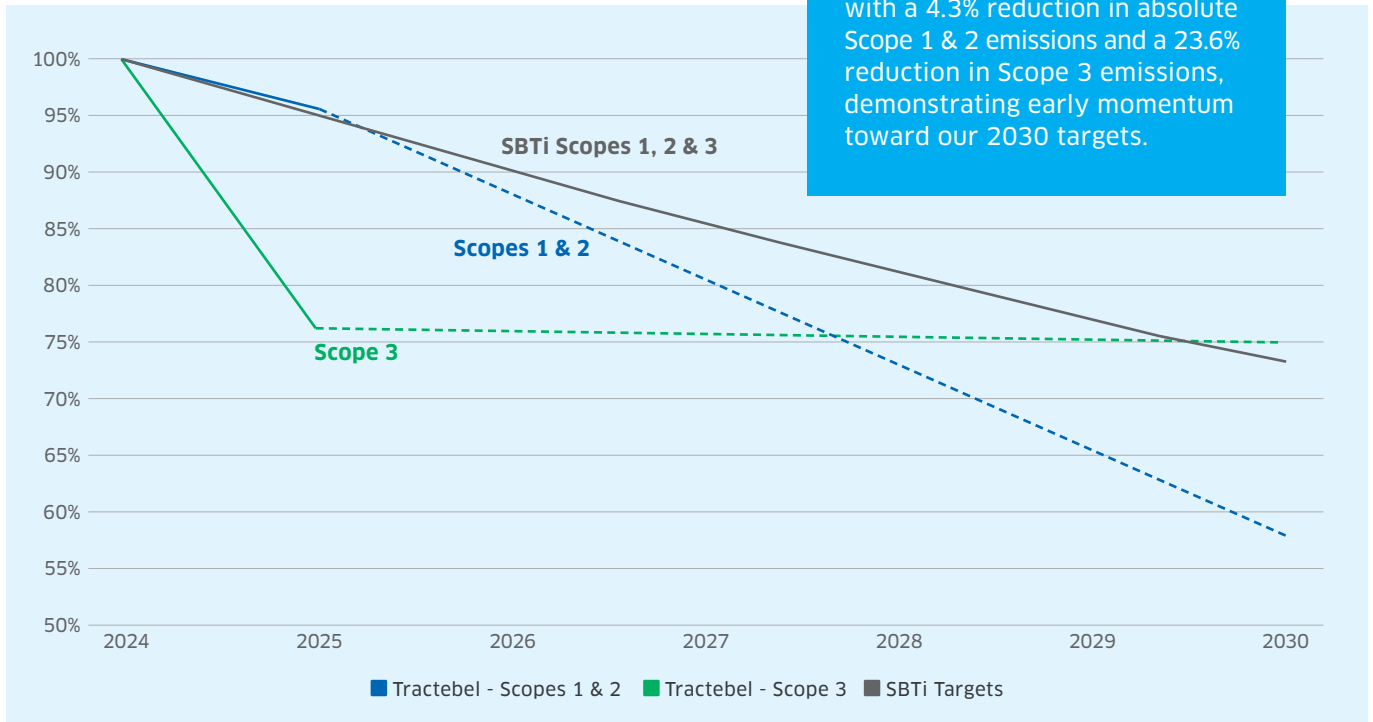


## SBTi trajectory

Since 2024, Tractebel has had its **near-term science-based targets validated by the Science Based Targets initiative (SBTi)**, strengthening the credibility of our decarbonization trajectory. These targets meet SBTi requirements, covering 95% of Scope 1 & 2 emissions and 67% of Scope 3 emissions.

Since our 2024 baseline, we have already achieved measurable progress,

with a 4.3% reduction in absolute Scope 1 & 2 emissions and a 23.6% reduction in Scope 3 emissions, demonstrating early momentum toward our 2030 targets.



## Data Quality & Methodological Improvements



In recent years, Tractebel has continuously strengthened its data collection processes to provide an accurate, transparent, and reliable view of our carbon footprint, supported by reinforced data controls and governance.



We have expanded the scope of our reporting by integrating new emission categories, such as investments, and by improving footprint mapping through the inclusion of new entities. In parallel, we have progressively increased participation in the commuting survey, further enhancing the robustness of our Scope 3 data.

Some limitations remain, primarily related to upstream data availability and variations in local reporting practices. To address these challenges, Tractebel continues to engage its stakeholders and reinforce governance frameworks, ensuring greater consistency and comparability across all entities.

It is important to note that Tractebel's carbon footprint assessment does not include emissions generated during the operational phase of the projects we design, which fall outside our direct operational boundary.

## Decarbonization and climate resilience tools for our projects

Beyond managing our own Scope 1, 2 and 3 emissions, at Tractebel we have developed a set of “**Environment in Business**” tools that enable the decarbonization and climate resilience of our entire value chain.

- **DECLIC** supports clients’ decarbonization strategies by assessing the long-term carbon intensity of power systems and comparing project scenarios against national and international pathways.
- **TRACS** provides an initial climate vulnerability screening of projects, helping anticipate physical climate risks and guide climate-resilient design.
- The **GNG (Go/No-Go)** carbon recommendation tool integrates climate and sustainability criteria into business decision-making, in line with EU Taxonomy principles.

Together, these tools allow Tractebel to go beyond its own operational footprint and actively contribute to the decarbonization and climate adaptation of our clients, partners and projects worldwide.



At Tractebel we have developed a set of “**Environment in Business**” tools that enable the decarbonization and climate resilience of our entire value chain.

# Carbon Neutralization Approach

As part of **Tractebel's climate strategy** and **ENGIE's 2030 carbon-neutral target for Ways of Working emissions**, we neutralize the residual emissions associated with our Business Travel every year.

In 2025, these emissions amounted to more than 4,500 tCO<sub>2</sub>e. As they cannot yet be fully eliminated, neutralization plays a complementary role in maintaining climate leadership while long-term decarbonisation actions continue to scale.

Neutralization is carried out through **ENGIE's portfolio of high-quality carbon projects**, which currently combine **40% carbon removal and 60% avoidance projects** that prevent emissions from occurring, with the ambition to transition to 100% carbon removal by 2030. These initiatives are certified under recognized international standards and deliver long-term environmental benefits. They include afforestation and reforestation programs developed with the Shared Wood Company in France and the United Kingdom, certified respectively under the Label Bas Carbone and the UK Woodland Carbon Code, contributing to stronger carbon sinks in key geographies for the Group.

To ensure rigorous standards and consistency, ENGIE has created a dedicated Carbon Desk, responsible for sourcing high-quality credits for both internal needs and clients.

## ENGIE APPLIES STRICT QUALITY CRITERIA, FOCUSING ON:

- Certified and traceable carbon credits
- Nature-based solutions in the short term
- Technological removals (such as BE-CCS) in the longer term

By leveraging this expertise, Tractebel ensures that its neutralization meets the highest environmental and ethical standards, while remaining complementary to its core decarbonisation efforts.



### Projet Atec E-Cookstoves with Pay-As-You-Go & Dmrv In Bangladesh:

The E-Cookstoves by ATEC project delivers clean, affordable electric cooking in Bangladesh and Cambodia, replacing traditional biomass and fossil fuel cooking methods to reduce emissions, deforestation, and indoor air pollution. Its fully data-verified approach ensures accurate impact measurement and greater transparency in carbon markets.

### Projet Kasigau Corridor Redd+ In Kenya:

The Kasigau Corridor REDD+ Project in Kenya protects over 200,000 hectares of forest that both wildlife and local communities depend on. By reducing deforestation and poaching, it helps limit emissions while preserving a key habitat corridor between Tsavo East and West National Parks. The project also supports over 100,000 people by funding local jobs and essential services such as education, healthcare, and access to clean water.



# Outlook and Next Steps

The 2025 Tractebel results, showing a 13.8% reduction in emissions, reinforce confidence in its decarbonization trajectory toward 2030. With improved methodologies, stronger governance, and SBTi-approved targets, the company is now entering a phase focused on **execution, local ownership, and continuous improvement**.

Tractebel will continue translating its SBTi-aligned commitments into **actionable pathways** across all entities, ensuring that each geography can focus on the most relevant emission drivers. To support this implementation, new **monitoring and scenario-modeling tools** will be deployed, helping teams better understand their trajectories and identify effective reduction levers.

## OUR DECARBONIZATION EFFORTS WILL CONTINUE TO PRIORITIZE:

- **Low-carbon mobility**, including fleet electrification and responsible business travel practices
- **Increased renewable energy use** and improved building efficiency
- **Circular and low-carbon purchasing principles**
- **Improved management of digital-related emissions**

Building on the progress already achieved, Tractebel is advancing into a new phase of science-driven decarbonization and delivering its purpose of **engineering a carbon-neutral future**.

Learn more about our environmental approach on our [dedicated page](#).

## 4 Priorities

